

:Fabbian

NEWS 2018.2



# NEWS 2018.2

## PRICE LIST


—

<b>Metro</b>	<i>p. 2-11</i>
<b>Trave</b>	<i>p. 12-21</i>
<b>Freeline</b>	<i>p. 22-27</i>
<b>Pivot</b>	<i>p. 28-33</i>
<b>Claque</b>	<i>p. 34-39</i>
<b>Olympic</b>	<i>p. 40-45</i>
<b>Price List</b>	<i>p. 46-47</i>

# METRO



Technical Design











# CONCEPT

---

Metro è un segno grafico luminoso, un concetto semplice: una linea dritta, spezzettata o diagonale, un nastro metallico essenziale che dà vita a più situazioni. Alla base del progetto c'è l'obiettivo di rispondere efficacemente a uno dei problemi più diffusi nell'illuminazione di ambienti moderni e tradizionali: dare luce a spazi ampi caratterizzati da soffitti alti, travati, a volta o dipinti, spesso privi di punti luce. Metro risolve queste esigenze e offre molte altre possibilità con un impatto visivo minimo ed elegante al tempo stesso. Grazie agli snodi sugli attacchi a muro, il nastro luminoso può essere applicato dritto, in diagonale o seguire un disegno prestabilito ed essere orientato facilmente in modo da dirigere la luce su punti specifici.

Metro is a luminous graphic sign, a simple concept: a straight line, broken or diagonal, an essential metal band that enlivens different settings. Behind the project is the goal of efficiently responding to one of the most common problems when lighting both modern and traditional spaces: bringing light to large rooms characterised by high, exposed-beam, vaulted or painted ceilings, often without light points. Metro perfectly meets these needs and offers many other possibilities with visual impact that is minimal and elegant at the same time. Thanks to the joints on the wall attachments, the luminous strip can be applied straight, diagonally, or create a predetermined design and be easily arranged to direct light towards specific points.

Metro es un signo gráfico luminoso, un concepto sencillo: una línea recta partida o diagonal, una cinta metálica esencial, que crea varias situaciones. El objetivo del proyecto es responder de una forma eficaz a uno de los problemas más comunes en la iluminación de ambientes modernos y tradicionales: iluminar espacios amplios, caracterizados por techos altos, con vigas, bóvedas o pintados y, con frecuencia, sin puntos de luz. Metro resuelve estas exigencias y ofrece numerosas posibilidades con un impacto visual, al mismo tiempo, mínimo y elegante. Las articulaciones en los enganches para pared permiten aplicar la cinta de forma recta, en diagonal o seguir un dibujo preestablecido y orientarse fácilmente para enfocar la luz hacia puntos específicos.

Metro ist ein grafisches Lichtzeichen, einfaches Konzept: eine gerade, unterbrochene oder diagonale Linie, eine essentielle Metalleiste, die mehreren Situationen die Türen öffnet. Das Projekt stützt sich auf das Ziel, eines der meist verbreitesten Probleme bei der Beleuchtung moderner und traditioneller Räumlichkeiten wirksam zu lösen: nämlich großen Räumlichkeiten mit hohen Decken, Balkenwerk, Gewölben oder Gemälden, die oftmals ohne Lampenanschlussstellen sind, Licht zu spenden. Metro ist die Lösung für diese Bedürfnisse und bietet viele weitere Möglichkeiten mit einer gewissen Eleganz bei einem Mindestniveau an Helligkeit. Dank der Gelenkanschlüsse an der Wand kann die Lichtleiste gerade, diagonal oder nach einem festgelegten Entwurf angebracht werden und leicht geneigt werden, um das Licht auf bestimmte Stellen zu richten.

Metro est un signe graphique lumineux, un concept simple : une ligne droite, fragmentée ou diagonale, une bande métallique essentielle donnant vie à plusieurs situations. A la base, l'objectif du projet est de répondre de manière efficace à l'un des problèmes les plus diffus dans le monde de l'éclairage d'environnements modernes et traditionnels : éclairer de grands espaces présentant des hauts plafonds, des travées, avec des voûtes ou des peintures, souvent privés d'éclairage. Metro est en mesure de résoudre tous ces problèmes en offrant de nombreuses autres possibilités, pour un impact visuel minime et élégant. Grâce à des articulations situées sur les points de fixation au mur, cette bande lumineuse peut être appliquée en ligne droite, en diagonale mais elle peut également suivre un dessin prédéterminé. Elle est facilement orientable afin de diriger la lumière sur des points spécifiques.

Metro – это яркий графический знак с простой концепцией: прямая, сломанная или диагональная линия, металлическая лента, которая предоставляет многие способы ее применения. В основе проекта лежит эффективное решение самых распространенных проблем в освещении современных и традиционных помещений: придать освещению большим пространствам с высокими потолками, со сводчатыми или окрашенными лучами, часто без наличия точек освещения. Светильники Metro решают эти задачи, а также предлагают различные возможности освещения с минимальным, и в тоже время элегантным визуальным эффектом. Благодаря шарнирам на настенных креплениях, светящаяся полоса может наноситься прямо, по диагонали или же следовать заранее продуманному рисунку, чтобы направлять свет на необходимые точки освещения.

# METRO

---

Questa collezione comprende lampade da parete e soffitto per interno. Il nastro metallico è disponibile nelle lunghezze di 6 m e 12 m in finitura acciaio inox. La sorgente luminosa a LED, collocata lungo tutto il nastro, illumina l'ambiente omogeneamente e, quando necessario, può essere orientata per ottenere una luce diretta o indiretta. Un'importante caratteristica di questa lampada sono gli snodi posti alle estremità, che permettono al nastro di svilupparsi anche in diagonale e di curvare, grazie ad un accessorio specifico.

Esta colección comprende apliques y plafones de interior. La cinta metálica está disponible en 6 m y 12 m de longitud con acabado en acero inoxidable. La fuente luminosa con LED, situada a lo largo de toda la cinta, ilumina el ambiente de una forma homogénea y, cuando se requiere, es orientable para obtener una luz directa o indirecta. Una característica importante de esta lámpara son las articulaciones, situadas en los extremos, para desarrollar la cinta también en diagonal y curvarla con un accesorio específico.

Diese Kollektion beinhaltet Wand- und Deckenleuchten für Innenräume. Die Metalleiste ist in den Längen 6 m und 12 m und mit Edelstahl-Endbearbeitung erhältlich. Mit den LED-Leuchten, die sich auf der Leiste befinden, wird der Raum einheitlich beleuchtet und sie können, wo dies erforderlich ist, geneigt werden, um direktes oder indirektes Licht zu erhalten. Eine wichtige Eigenschaft dieser Lampe sind die Gelenke an den Enden, mit denen die Leiste mithilfe eines Sonderzubehörs auch diagonal oder gewunden verlaufen kann.

This collection includes wall and ceiling fixtures for interiors. With a stainless-steel finish, the metal strip comes in 6m and 12m lengths. The LED light source, placed along the entire strip, evenly illuminates the room and, when necessary, can be set up to create direct or indirect light. An important characteristic, the joints on the ends of the lighting fixture make it possible for the strip to be arranged diagonally or even curved, thanks to a special accessory.

Cette collection se compose d'appliques et de plafonniers pour l'intérieur. La bande métallique est proposée dans une dimension de 6 m et de 12 m avec une finition inox. La source de lumière à LED, se trouvant sur toute la longueur de la bande, éclaire l'environnement de manière homogène et, lorsque cela est nécessaire, peut être orientée pour l'obtention d'un éclairage direct ou indirect. Les articulations placées aux extrémités, permettant une position diagonale et arrondie de la bande grâce à un accessoire spécifique, représentent la caractéristique principale de cette lampe.

В коллекцию входят настенные и потолочные светильники для внутренних помещений. Металлическая лента имеется в наличии длиной 6 м и 12 м в отделке из нержавеющей стали. Светодиодный источник света, размещенный вдоль всей ленты, равномерно освещает окружающую среду и, при необходимости, может направляться, чтобы получить прямой или косвенный свет. Важной особенностью этой лампы являются шарниры на ее конечностях, которые позволяют ленте развиваться по диагонали и изгибаться благодаря специальному аксессуару.





**METRO**

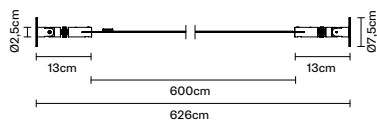
Technical Design

**code**

**electrification**

**technical info**

**accessories**



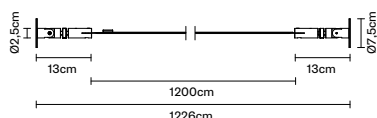
**NEW!** **F49 G01**  
**35 Stainless steel**

LED 24Vdc  
116W  
WHITE 3000K  
7200lm Cri>80

Energy label  
A++ (01)  
**IP20**   
Net weight  
1,50 kg

**INCLUDED:**  
- 2 Attacchi a parete / 2 wall attachments  
- 1 Connettore elettrico / 1 power connector  
- Nastro metallico 6m / 6m metal strip  
- Strip LED IP65 / LED strip IP65

Possibilità di tagliare il nastro a misura / The strip can be cut to measure  
Su richiesta disponibile a 2700K / 2700K available upon request



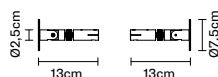
**NEW!** **F49 G03**  
**35 Stainless steel**

LED 24Vdc  
232W  
WHITE 3000K  
14400lm Cri>80

Energy label  
A++ (01)  
**IP20**   
Net weight  
2,50 kg

**INCLUDED:**  
- 2 Attacchi a parete / 2 wall attachments  
- 1 Connettore elettrico / 1 power connector  
- Nastro metallico 12m / 12m metal strip  
- Strip LED IP65 / LED strip IP65

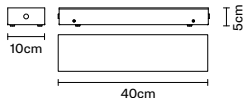
Possibilità di tagliare il nastro a misura / The strip can be cut to measure  
Su richiesta disponibile a 2700K / 2700K available upon request



**NEW!** **F49 Z07**  
**35 Stainless steel**

Net weight  
1,20 kg

**INCLUDED:**  
- 2 Attacchi a parete / 2 wall attachments  
- 1 Connettore elettrico / 1 power connector

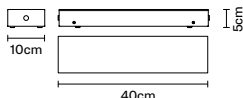


**NEW!** **F49 M01**  
**35 Stainless steel**

**IP20**  
Net weight  
2,00 kg

**INCLUDED:**  
- Alimentatore elettronico dimmerabile fino a 12m / Dimmable electronic driver until 12m  
- Rosone / Canopy  
- 1 Spezzafilo con interruttore a pedale / 1 wire splitter with a pedal switch

Rosone con alimentatore elettronico 240W 24V/dc, dimmerabile 1..10V / Canopy with 1..10V dimmable electronic driver 240W 24V/dc




**NEW!** **F49 M02**  
**35 Stainless steel**

**IP20**  
Net weight  
2,00 kg

**INCLUDED:**  
- Alimentatore elettronico non dimmerabile fino a 6m / Dimmable electronic driver until 6m  
- Rosone / Canopy  
- 1 Spezzafilo con interruttore a pedale / 1 wire splitter with a pedal switch

Rosone con alimentatore elettronico 150W 24V/dc, non dimmerabile / Canopy with no dimmable electronic driver 150W 24V/dc



#### Direzionalità del nastro / *Strip direction*

Grazie agli snodi posti sugli attacchi a muro, il nastro metallico può essere pensato dritto o in diagonale. L'orientamento degli snodi arriva fino a 360°. *Thanks to the joints on the wall attachments, the metal strip can be straight or diagonal. The joints can be rotated up to 360°.*



#### Orientabilità della luce / *Orientable light*

Grazie a questa caratteristica, la direzione della luce a LED può essere modificata in qualsiasi momento, fino a 180° per una luce diretta o indiretta. *The direction of the LEDs can be changed at any time, up to 180°, for direct or indirect light.*



#### Curvatura del nastro / *Strip curvature*

Grazie a questo supporto è possibile curvare lo sviluppo del nastro sulla parete. *Thanks to this bracket, the strip can be curved along a wall.*



#### Ancoraggio a soffitto / *Ceiling anchors*

Per esigenze particolari (presenza di vetrate, cartongesso, pareti non idonee, ...) c'è la possibilità di fissarsi a soffitto utilizzando questo supporto. *If necessary (in the presence of windows, drywall, unsuitable walls, etc.), Metro can be attached to the ceiling with this bracket.*

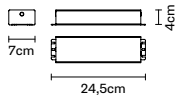
**METRO**  
Technical Design

*code*

*electrification*

*technical info*

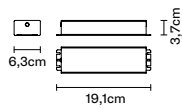
*accessories*



**NEW!** F49 Z03

Net weight  
1,30 kg

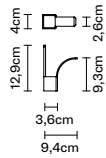
Alimentatore elettronico 240W 24V/dc, dimmerabile 1..10V /  
*1..10V dimmable electronic driver 240W 24V/dc*



**NEW!** F49 Z02

Net weight  
0,90 kg

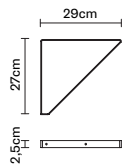
Alimentatore elettronico 150W 24V/dc, non dimmerabile /  
*no dimmable electronic driver 150W 24V/dc*



**NEW!** F49 Z01

Net weight  
0,40 kg

Staffa di supporto per la curvatura del nastro /  
*Support bracket for curving the strip*



**NEW!** F49 Z05

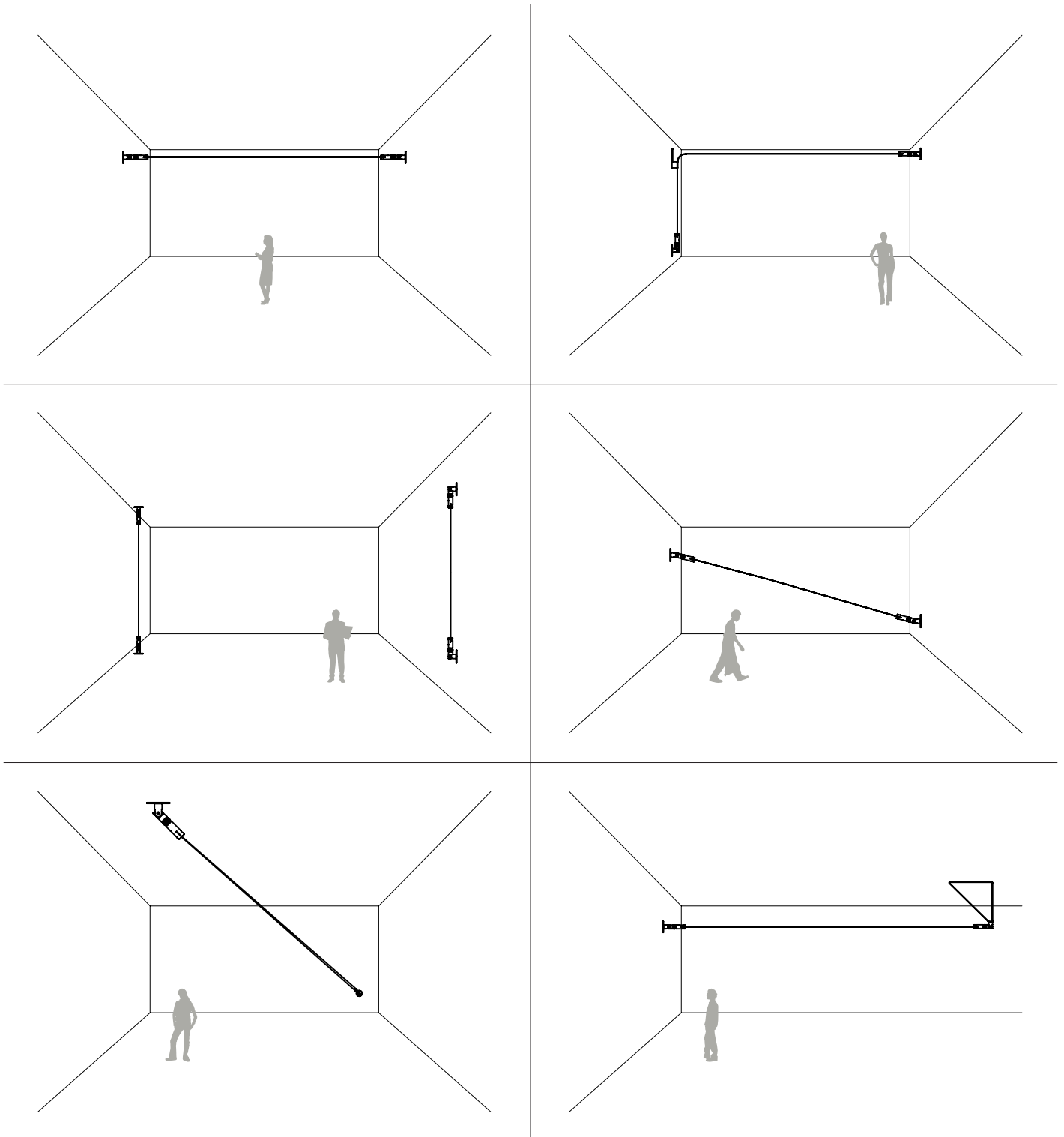
Net weight  
0,60 kg

Staffa di supporto per l'ancoraggio a soffitto /  
*Support bracket for anchoring to the ceiling*





Esempi di libere composizioni  
/ *Free building suggestions*



# TRAVE

Technical Design









# CONCEPT

---

Trave è la continua ricerca di momenti di equilibrio e purezza, un oggetto che della funzionalità e attenzione ai dettagli fa la sua ragion d'essere. Non ci sono limiti di spazi o situazioni, questa sospensione è adatta a tutto, parla un linguaggio universale, comprensibile e per questo accessibile ad ogni ambiente. I materiali sono l'incontro della tradizione con la tecnologia che caratterizza l'epoca contemporanea, metallo e legno con l'innovazione LED integrata nel diffusore. Trave è adatta agli spazi abitativi ma anche perfetta per luoghi di lavoro o locali pubblici, il suo stile è minimale ma al tempo stesso capace di dare carattere.

Trave is an ongoing quest for balanced, pure moments, an object whose very raison d'être comes from its functionality and attention to detail. With no limits in terms of spaces or surroundings, this pendant lamp is suitable for any situation, speaking a universal, comprehensible language that grants it access to any context. In materials that are a union of tradition and the technology that characterises the contemporary era (metal and wood), it also features a new innovation: LEDs integrated in the diffuser. Trave is ideal in domestic spaces but also perfect for offices or public buildings. Stylistically, it is minimalist, yet capable of bringing plenty of character to any setting.

Trave es una búsqueda continua de momentos de equilibrio y pureza. Es un objeto que ha convertido la funcionalidad de los detalles y la atención prestada a éstos en su razón de existir. No hay límites de espacios o situaciones esta lámpara colgante es apta para todo, habla un lenguaje universal, comprensible; por eso resulta accesible para todos los ambientes. Los materiales representan el encuentro de la tradición con la tecnología, que caracteriza la época contemporánea, el metal y la madera con la innovación LED, integrada en el difusor. Trave resulta idónea para viviendas, pero también es perfecta para lugares de trabajo o locales públicos; su estilo es minimalista aunque, al mismo tiempo, imprime carácter.

Trave ist die fortwährende Suche nach Momenten des Gleichgewichts und der Reinheit, ein Gegenstand, der Funktionalität und Liebe zum Detail zu seinem Lebensinhalt macht. Diese Hängelampe kennt in Bezug auf Raum oder Situationen keine Grenzen, sie ist für alles geeignet und spricht eine universelle Sprache, die verständlich und somit für jede Umgebung zugänglich ist. Die Materialien stellen eine Mischung aus Tradition und Technologie dar, die für die moderne Zeit kennzeichnend ist - Metall und Holz mit der Innovation der in den Diffusor integrierten LED. Trave eignet sich für Wohnräume, aber auch für Arbeitsplätze oder öffentliche Räume, ihr Stil ist minimalistisch, zeigt aber dennoch Charakter.

Trave représente la recherche constante de moments d'équilibre et de pureté, un objet fonctionnel et soigné dans les moindres détails, ceci expliquant sa raison d'être. Il n'existe aucune limite d'espace, aucune contrainte d'environnement. Cette suspension s'adapte partout, elle parle un langage universel, que tout le monde comprend et c'est pour cela qu'elle trouve sa place n'importe où. Les matières utilisées sont une rencontre entre tradition et technologie, un aspect qui caractérise notre époque contemporaine : le métal et le bois sont en effet associés à une source de lumière innovante à LED intégrée dans le diffuseur. Trave est parfaite pour un logement mais elle s'adapte également très bien dans des environnements professionnels ou dans des lieux publics. Son style est minimaliste mais de grand caractère.

Подвеска Trave – это постоянный поиск моментов равновесия и чистоты, ее главным смыслом являются функциональность и внимание к деталям. Для этой подвески нет ограничений в пространстве и стиле, она подходит под все, разговаривая на универсальном языке, она понятна и доступна в любой среде. Используемые материалы – это микс технологии и традиций, что так характерно для современной эпохи: металл и дерево с встроенным в рассеиватель светодиодом. Подвеска Trave подходит как для жилых, так и для рабочих и общественных помещений, которым ее минимальный стиль придает характер.



# TRAVE

---

La collezione è costituita da numerose sospensioni da interni, disponibili in diverse dimensioni, con doppia fonte luminosa, superiore ed inferiore. Il corpo ligneo è disponibile in tre finiture: bianco venato, grigio con texture grafica e grigio scuro con venature. I dettagli sono in metallo verniciato ottone mentre il diffusore è in policarbonato opalino. L'elettrificazione, a tensione di rete per LED, è dimmerabile.

La colección está constituida por numerosas lámparas colgantes de interior, disponibles en varias dimensiones, con fuente luminosa doble, superior e inferior. El cuerpo de madera está disponible en tres acabados: blanco vetado, gris con textura gráfica y gris oscuro con vetados. Los detalles son de metal pintado latón, mientras que el difusor es de policarbonato opalino. La electrificación es con tensión de red para Led y la intensidad de la luz es regulable.

Die Kollektion besteht aus zahlreichen Hängelampen für Innenräume, die in verschiedenen Größen erhältlich sind und oben und unten über eine Leuchte verfügen. Der Körper aus Holz ist mit drei Endbearbeitungen erhältlich: weiß gemasert, grau mit grafischer Textur und dunkelgrau mit Maserungen. Die Details sind aus messinglackiertem Metall während der Diffusor aus opalem Polycarbonat. Das Licht mit Netzstrom für LEDs ist regulierbar. öffentliche Räume, ihr Stil ist minimalistisch, zeigt aber dennoch Charakter.

The collection is made up of numerous pendants for interiors, available in different sizes, with a dual light source, both above and below. The wood body comes in three finishes: grained white, grey with a graphic texture and grained dark grey. The metal trim is painted brass while the diffuser is in opaline polycarbonate. The wiring, with a voltage network for LEDs, makes the fixtures dimmable.

Cette collection se compose de nombreuses suspensions pour l'intérieur. Elles sont proposées dans plusieurs dimensions, avec une double source de lumière, vers le haut et le bas. Son corps en bois est disponible dans trois finitions : blanc veiné, gris avec une texture graphique et gris foncé avec des nervures. Les détails sont en métal couleur laiton et le diffuseur est en polycarbonate opalin. L'électrification, à tension de secteur pour LED, est dimmable.

Коллекция состоит из многочисленных подвесок для внутренних помещений, в разных размерах, с двойным источником света, верхним и нижним. Деревянная часть подвески доступна в трех вариантах: мраморно-белом, сером с графической текстурой и темно-сером с прожилками. Детали выполнены из окрашенной латуни, рассеиватель - из опалового поликарбоната. Электрификация с сетевым напряжением для светодиодов, с регулируемой яркостью.



**TRAVE**

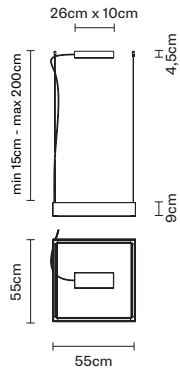
Technical Design

*code*

*electrification*

*technical info*

*accessories*



**F48 A01**

**01** White wood  
**30** Grey wood  
**48** Dark grey wood

LED 220-240V  
1x77W-120°  
WHITE 3000K  
6256lm Cri 80

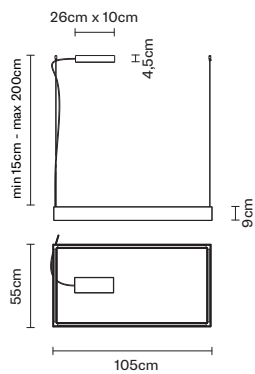
Energy label  
A++ (01)  
**IP40**

**LED** Net weight  
3,70 kg

INCLUDED:

- LED / LED
- Alimentatore elettronico dimmerabile / Dimmable electronic driver

Su richiesta disponibile a 2700K / 2700K available upon request



**F48 A03**

**01** White wood  
**30** Grey wood  
**48** Dark grey wood

LED 220-240V  
1x116W-120°  
WHITE 3000K  
9384lm Cri 80

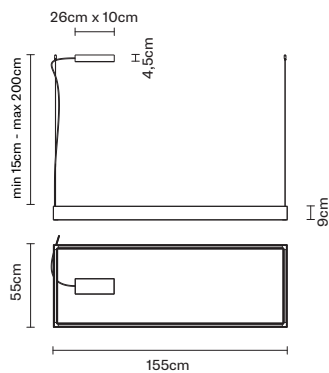
Energy label  
A++ (01)  
**IP40**

**LED** Net weight  
4,80 kg

INCLUDED:

- LED / LED
- Alimentatore elettronico dimmerabile / Dimmable electronic driver

Su richiesta disponibile a 2700K / 2700K available upon request



**F48 A05**

**01** White wood  
**30** Grey wood  
**48** Dark grey wood

LED 220-240V  
1x154W-120°  
WHITE 3000K  
12512lm Cri 80

Energy label  
A++ (01)  
**IP40**

**LED** Net weight  
5,80 kg

INCLUDED:

- LED / LED
- Alimentatore elettronico dimmerabile / Dimmable electronic driver

Su richiesta disponibile a 2700K / 2700K available upon request



**TRAVE**

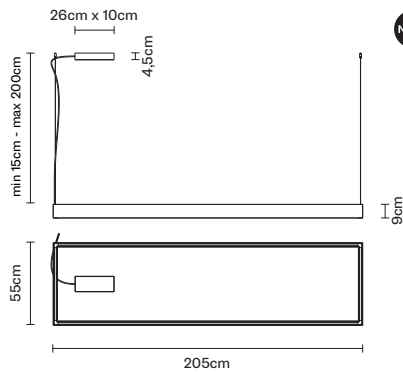
Technical Design

**code**

**electrification**

**technical info**

**accessories**



**F48 A07**

**01** White wood  
**30** Grey wood  
**48** Dark grey wood

LED 220-240V  
1x192W-120°  
WHITE 3000K  
15640lm Cri 80

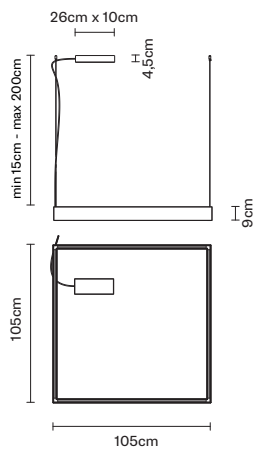
Energy label  
A++ (01)  
**IP40**

Net weight  
6,80 kg

INCLUDED:

- LED / LED
- Alimentatore elettronico dimmerabile / Dimmable electronic driver

Su richiesta disponibile a 2700K / 2700K available upon request



**F48 A09**

**01** White wood  
**30** Grey wood  
**48** Dark grey wood

LED 220-240V  
1x154W-120°  
WHITE 3000K  
12512lm Cri 80

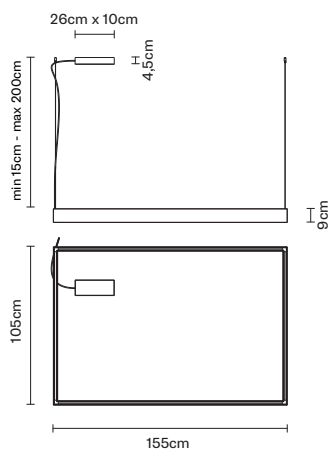
Energy label  
A++ (01)  
**IP40**

Net weight  
5,90 kg

INCLUDED:

- LED / LED
- Alimentatore elettronico dimmerabile / Dimmable electronic driver

Su richiesta disponibile a 2700K / 2700K available upon request



**F48 A11**

**01** White wood  
**30** Grey wood  
**48** Dark grey wood

LED 220-240V  
1x192W-120°  
WHITE 3000K  
15640lm Cri 80

Energy label  
A++ (01)  
**IP40**

Net weight  
6,90 kg

INCLUDED:

- LED / LED
- Alimentatore elettronico dimmerabile / Dimmable electronic driver

Su richiesta disponibile a 2700K / 2700K available upon request





**TRAVE**

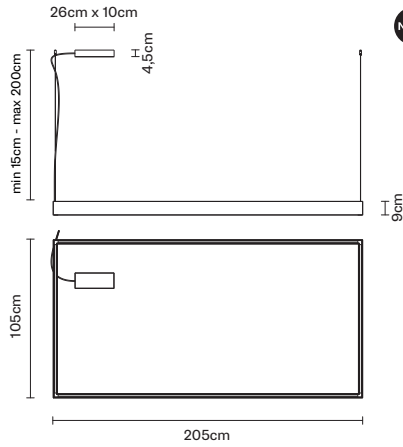
Technical Design

*code*

*electrification*

*technical info*

*accessories*



**F48 A13**

**01** White wood  
**30** Grey wood  
**48** Dark grey wood

LED 220-240V  
1x231W-120°  
WHITE 3000K  
18768lm Cri 80

Energy label  
A++ (01)

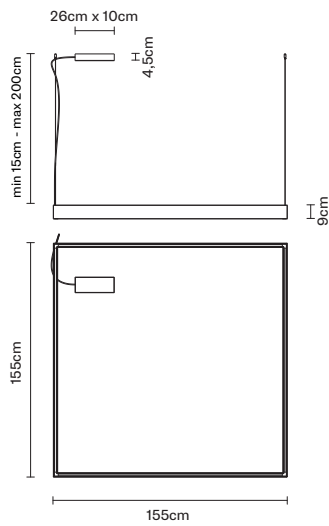
**IP40**

Net weight  
7,90 kg

INCLUDED:

- LED / LED
- Alimentatore elettronico dimmerabile / Dimmable electronic driver

Su richiesta disponibile a 2700K / 2700K available upon request



**F48 A15**

**01** White wood  
**30** Grey wood  
**48** Dark grey wood

LED 220-240V  
1x231W-120°  
WHITE 3000K  
18768lm Cri 80

Energy label  
A++ (01)

**IP40**

Net weight  
7,90 kg

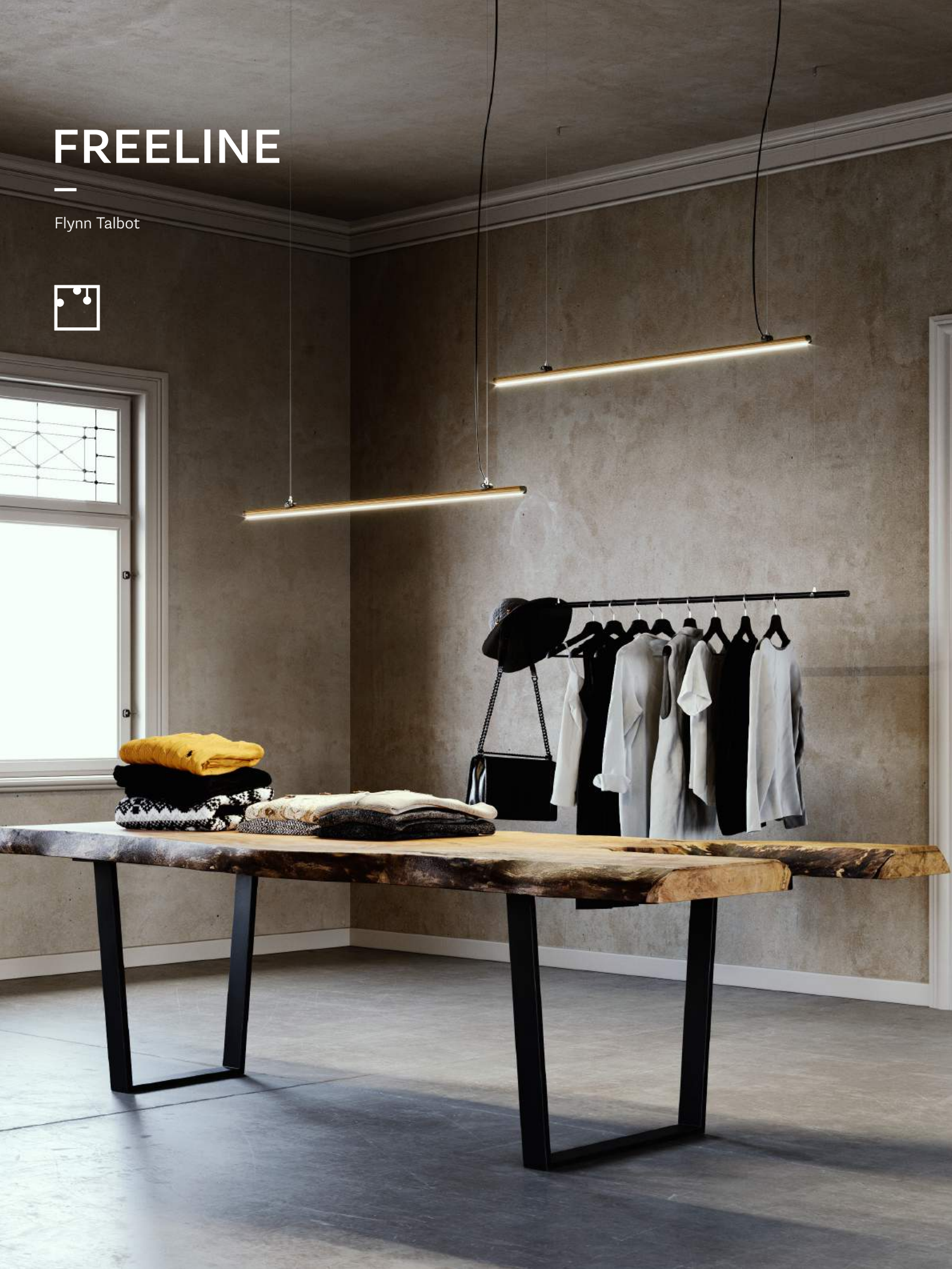
INCLUDED:

- LED / LED
- Alimentatore elettronico dimmerabile / Dimmable electronic driver

Su richiesta disponibile a 2700K / 2700K available upon request

# FREELINE

Flynn Talbot



Oltre al sistema, la collezione Freeline si arricchisce della variante a sospensione e plafoniera per interno. Queste lampade, costituite da barre in alluminio anodizzato nero e bronzo, sono disponibili in tre misure, per la variante a sospensione, e una, per la plafoniera. Le barre delle sospensioni possono essere orientate per ottenere un'illuminazione diretta o indiretta. L'elettrificazione è a tensione di rete per LED, l'alimentazione avviene attraverso un driver collocabile a soffitto.

Junto al sistema, la colección Freeline se enriquece con la variante de la lámpara colgante y el plafón de interior. Estas lámparas, constituidas por barras de aluminio anodizado negro y bronce, están disponibles en tres dimensiones para la variante de la lámpara colgante y en una para el plafón. Las barras de las lámparas colgantes son orientables para obtener una iluminación hacia abajo y hacia arriba. La electrificación es con tensión de red para Led y la alimentación se produce mediante un driver posicionable en el techo.

Neben dem System wird die Kollektion Freeline zudem durch Hänge-, Wand- und Deckenlampenvarianten angereichert. Diese Lampen, die aus schwarzen und bronzefarbenen eloxierten Aluminiumstangen bestehen, sind für die Hängelampen in drei Größen und in einer für die Wand- und Deckenlampenversionen erhältlich. Die Stangen der Hängelampen können zur Beleuchtung nach unten und nach oben geneigt werden. Die Versorgung mit Netzstrom für LEDs erfolgt über einen Driver, der an der Decke angebracht werden kann.

In addition to the system, the Freeline collection is enhanced by the suspension and indoor ceiling light variant. These lamps, made of black and bronze anodized aluminium bars, are available in three sizes for the suspension variant and one for the ceiling light. The suspension bars can be oriented for downward or upward illumination. The electrification is mains voltage for LEDs, the power supply is through a driver that can be placed on the ceiling.

Outre le système, la collection Freeline s'enrichit d'une suspension et d'un plafonnier pour l'intérieur. Ces lampes, se composant de barres en aluminium anodisé noir et bronze sont proposées dans trois dimensions pour la suspension et dans une seule dimension pour le plafonnier. Les barres des suspensions peuvent être orientées vers le haut. L'électrification est à tension de secteur pour LED, l'alimentation se produit à travers un driver pouvant être positionné au plafond.

Кроме системы освещения, коллекция Freeline дополняется подвесным и потолочным светильником для внутренних помещений. Эти светильники состоят из перекладин из анодированного алюминия черного и бронзового цвета. Подвесной и потолочный светильники доступны в трех размерах. Перекладины подвесного светильника могут быть направлены для освещения вниз или вверх. Электрфикация с сетевым напряжением для светодиодов, питание осуществляется через драйвер, расположенном на потолке.







**FREELINE**

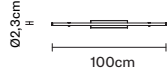
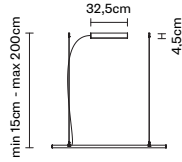
Flynn Talbot

*code*

*electrification*

*technical info*

*accessories*



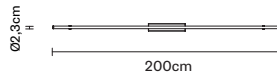
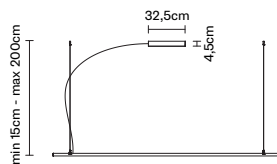
**NEW!** **F44 A01**  
**02 Black**  
**76 Bronze**

LED 220-240V  
 1x14,4W-120°  
 WHITE 3000K  
 960lm Cri 80

Energy label  
 A++ (01)  
**IP40**  
 Net weight  
 0,70 kg

INCLUDED:  
 - LED / LED  
 - Alimentatore elettronico dimmerabile /  
 Dimmable electronic driver

Su richiesta disponibile a 2700K / 2700K available upon request



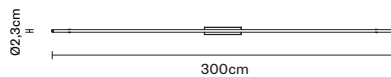
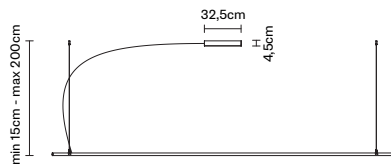
**NEW!** **F44 A03**  
**02 Black**  
**76 Bronze**

LED 220-240V  
 1x28,8W-120°  
 WHITE 3000K  
 1920lm Cri 80

Energy label  
 A++ (01)  
**IP40**  
 Net weight  
 1,00 kg

INCLUDED:  
 - LED / LED  
 - Alimentatore elettronico dimmerabile /  
 Dimmable electronic driver

Su richiesta disponibile a 2700K / 2700K available upon request



**NEW!** **F44 A05**  
**02 Black**  
**76 Bronze**

LED 220-240V  
 1x43,2W-120°  
 WHITE 3000K  
 2880lm Cri 80

Energy label  
 A++ (01)  
**IP40**  
 Net weight  
 1,40 kg

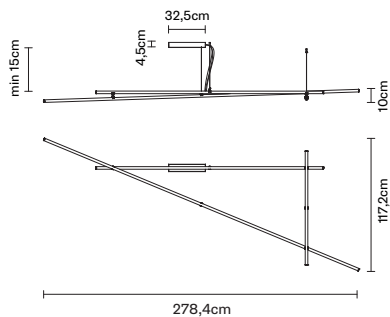
INCLUDED:  
 - LED / LED  
 - Alimentatore elettronico dimmerabile /  
 Dimmable electronic driver

Su richiesta disponibile a 2700K / 2700K available upon request



**FREELINE**

Flynn Talbot



**NEW!** **F44 E01**  
02 Black  
76 Bronze

LED 220-240V  
1x14,4W-120°  
1x28,8W-120°  
1x43,2W-120°  
WHITE 3000K  
5760lm Cri 80

Energy label  
A++ (01)

**IP40**

**LED** Net weight  
4,00 kg

**INCLUDED:**

- LED / LED
- Alimentatore elettronico dimmerabile /  
Dimmable electronic driver

Su richiesta disponibile a 2700K / 2700K available upon request





# PIVOT

—

Vittorio Massimo



La collezione Pivot comprende una lampada da terra, tre applique di diversa lunghezza per parete e soffitto e una sospensione, a richiesta le lunghezze sono personalizzabili. Le lampade sono state progettate per ambienti interni, disponibili in alluminio verniciato bianco, grigio antracite, grigio chiaro e anodizzato bronzo. Grazie a due accessori, in finitura alluminio anodizzato e anodizzato bronzo, è ora possibile montare in serie due o tre sospensioni. Per la piantana, con alimentatore dimmerabile integrato, e per la sospensione, l'elettrificazione è a tensione di rete per LED. Per le lampade da parete e da soffitto, l'elettrificazione è a bassa tensione (24Vdc a LED) con alimentatore remoto.


La colección Pivot comprende una lámpara de pie, tres apliques con distintas medidas de largo para paredes y techos y una lámpara colgante; bajo pedido las medidas de largo se pueden personalizar. Las lámparas se han diseñado para ambientes internos, disponibles en aluminio pintado de color blanco, gris antracita, gris claro y anodizado bronce. Dos accesorios, con acabado aluminio anodizado y anodizado bronce, permiten montar en serie dos o tres lámparas colgantes. Para la lámpara de pie, con alimentador y dimmer integrado, y para la lámpara colgante, la electrificación es con tensión de red para Led. Para los apliques y los plafones, la electrificación es de baja tensión (24Vdc de LED) con alimentador a distancia.


Die Kollektion Pivot schließt eine Bodenlampe und drei Wand- und Deckenlampen unterschiedlicher Länge sowie eine Hängelampe mit ein; auf Wunsch sind die Längen individuell gestaltbar. Die Lampen wurden für Innenbereiche entwickelt und sind aus weiß, anthrazit- oder hellgrau lackiertem Alu sowie aus eloxierter Bronze erhältlich. Dank der beiden zusätzlichen Zubehörteile mit Endbearbeitung aus eloxiertem Aluminium oder eloxiertem Kupfer können zwei oder drei Hängelampen in Reihe geschaltet werden. Die Bodenlampe mit einem integrierten regulierbaren Netzteil und die Hängelampe werden an ein Niederspannungsnetz (24 Vdc mit LED) mit distanzierterm Netzteil angeschlossen.

The Pivot collection is made up of a floor lamp, three wall/ceiling appliques in various sizes, plus one hanging lamp. All lengths can be customized upon request. Designed for indoor use, Pivot collection lamps are available in white, dark grey or light grey coated aluminum or in anodized bronze. Two accessories, in anodized aluminum and anodized bronze, now make it possible to arrange two or three hanging fixtures in a series. For the floor lamp, which has a built-in dimmer switch, and for the hanging lamp, the energy voltage is LED, while for the wall/ceiling lamp, the energy voltage is low (24V dc, LED) and comes with a remote power pack.

La collection Pivot se compose d'une lampe de sol et de trois appliques de différentes longueurs pour mur et plafond mais aussi d'une lampe suspension. Les longueurs sont personnalisables sur demande. Ces luminaires ont été conçus pour l'intérieur. Ils sont proposés en aluminium couleur blanc, gris anthracite, gris clair et bronze anodisé. Grâce à deux accessoires, finition aluminium anodisé et bronze anodisé, il est maintenant possible de monter en série deux ou trois suspensions. Concernant la lampe de sol, munie d'un alimentateur dimmable intégré, et pour la suspension, l'électrification est à tension de secteur pour LED. Quant aux appliques/plafonniers, l'électrification est à basse tension (24Vdc à LED) avec un driver à distance.

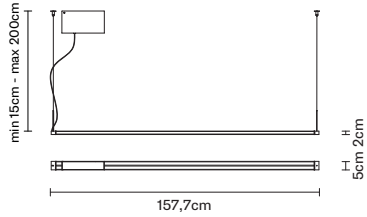
Коллекция Pivot для внутреннего освещения помещения включает в себя напольный светильник, три бра различной длины для размещения на стене и на потолке и подвесной светильник; длина бра может быть изменена по заказу клиента. Светильники предназначены для интерьеров и выполнены из алюминия белого цвета, оттенка серого антрацита, светло-серого цвета или анодированного бронзового цвета. Два аксессуара из анодированного алюминия или анодированного алюминия бронзового цвета дают возможность прикрепить две или три серии подвесок. Цоколь торшера оснащен встроенным блоком питания с регулятором яркости. Цоколь подвески предназначен для светодиодов (LED). У бра и люстры цоколь предназначен для ламп низкого напряжения (24Vdc для светодиодов) с удаленным блоком питания.





**PIVOT**  
Vittorio Massimo

**code**      **electrification**      **technical info**      **accessories**



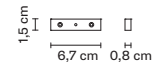
**F39 A01**  
01 White  
21 Anthracite  
75 Light grey  
76 Bronze

LED 220-240V  
1x70W-120°  
WHITE 3000K  
7500lm Cri >94

Energy label  
A++ (01)  
**IP40**  
360° ADJUSTABLE SYSTEM  
Net weight  
2,58 kg

INCLUDED:  
- LED / LED  
- Alimentatore elettronico / Electronic driver

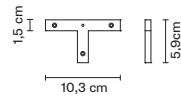
Su richiesta disponibile a 2700K / 2700K available upon request



**F39 Z01**  
27 Anodized  
76 Bronze

Net weight  
0,02 kg

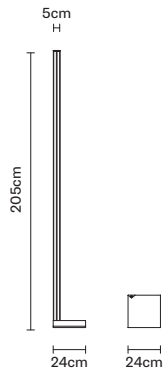
Giunto mobile non elettrificato per collegare 2 sospensioni / mobile joint to connect 2 pendant lamps without electrification



**F39 Z03**  
27 Anodized  
76 Bronze

Net weight  
0,05 kg

Giunto mobile non elettrificato per collegare 3 sospensioni / mobile joint to connect 3 pendant lamps without electrification



**F39 C01**  
01 White  
21 Anthracite  
75 Light grey  
76 Bronze

LED 220-240V  
1x90W-120°  
WHITE 3000K  
10000lm Cri >94

Energy label  
A++ (01)  
**IP40**  
Net weight  
7,29 kg

INCLUDED:  
- LED / LED  
- Alimentatore elettronico dimmerabile / Dimmable electronic driver

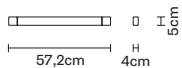
Su richiesta disponibile a 2700K / 2700K available upon request





**PIVOT**  
Vittorio Massimo

**code**                      **electrification**                      **technical info**                      **accessories**



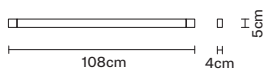
**F39 G01**  
01 White  
21 Anthracite  
75 Light grey  
76 Bronze

LED 24Vdc  
1x23W-120°  
WHITE 3000K  
2500lm Cri >94

Energy label  
A++ (01)  
IP40  
Net weight  
0,45 kg

INCLUDED:  
- LED / LED  
NOT INCLUDED:  
- Alimentatore / Driver

Su richiesta disponibile a 2700K / 2700K available upon request



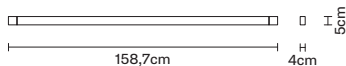
**F39 G03**  
01 White  
21 Anthracite  
75 Light grey  
76 Bronze

LED 24Vdc  
1x46W-120°  
WHITE 3000K  
5000lm Cri >94

Energy label  
A++ (01)  
IP40  
Net weight  
0,70 kg

INCLUDED:  
- LED / LED  
NOT INCLUDED:  
- Alimentatore / Driver

Su richiesta disponibile a 2700K / 2700K available upon request



**F39 G05**  
01 White  
21 Anthracite  
75 Light grey  
76 Bronze

LED 24Vdc  
1x70W-120°  
WHITE 3000K  
7500lm Cri >94

Energy label  
A++ (01)  
IP40  
Net weight  
1,02 kg

INCLUDED:  
- LED / LED  
NOT INCLUDED:  
- Alimentatore / Driver


Su richiesta disponibile a 2700K / 2700K available upon request



# CLAQUE

—

Marc Sadler



La famiglia di proiettori Claque è composta da diverse tipologie di lampade: sospensione, soffitto, incasso e su binario. Le sospensioni sono disponibili in diverse lunghezze. La versione a soffitto invece è disponibile sia come plafoniera fissa, sia come spot orientabile. Si tratta di lampade in alluminio verniciato bianco e anodizzato bronzo, la cui sorgente luminosa è a LED. L'emissione della luce è diretta.

La gama de focos Claque está compuesta por varias tipologías de lámparas: lámparas colgantes, plafones, focos de empotrar y sobre guía. Las lámparas colgantes existen en varias longitudes. Sin embargo, la versión plafón se encuentra disponible como plafón fijo y orientable. Son lámparas de aluminio pintado blanco y anodizado bronce, con una fuente luminosa de LED. La emisión de la luz es directa.

Die Produktfamilie der Strahler „Claque“ umfasst verschiedene Lampentypen: Hänge- und Deckenlampen, eingebaute und auf Schienen laufende Leuchten. Die Hängelampen sind in verschiedenen Längen erhältlich. Die Ausführung als Deckenleuchte steht als stationärer oder als orientierbarer Strahler zur Verfügung. Es handelt sich dabei um weiß lackierte Lampen aus Aluminium oder solchen aus eloxierter Bronze - beide mit LED-Leuchten. Die Beleuchtung erfolgt direkt.

The Claque ceiling light collection comprises different types of lamps: pendants, ceiling lights, recessed lights and track-mounted fixtures. The pendant version is available in different lengths. The ceiling light is available as a fixed or adjustable spot light. In painted aluminium (white) and anodised bronze, they all feature a LED light source. Direct light diffusion.

La famille des projecteurs Claque se compose de différents type de lampes : suspensions, plafonniers, encastrables et sur rail. Les suspensions sont disponibles dans différentes longueurs. Le plafonnier est proposée dans sa version fixe ou comme spot orientable. Il s'agit de lampes en aluminium blanc et bronze anodisé, dont la source lumineuse est à LED. L'émission de lumière est directe.

Семья прожекторов Claque состоит из различных видов ламп: подвесных, потолочных, встраиваемых и рельсовых. Подвески разной длины. Потолочная лампа имеется в двух вариантах: зафиксированный к потолку плафон или же вращаемый точечный свет. Светильники выполнены из белого и анодированного бронзового алюминия, световой источник – светодиод. Прямое рассеивание света.







**CLAQUE**


Marc Sadler

*code*

*electrification*

*technical info*

*accessories*



**F43 A01**

**01 White**  
**76 Bronze**

LED 220-240V  
1x20W-34°  
WHITE 3000K  
2000lm Cri 90



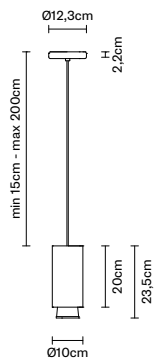
Energy label  
A++ (01)

**IP40**

**LED** Net weight  
1,05 kg

INCLUDED:  
- LED / LED

Dimmerabile TRIAC / Dimmable TRIAC



**F43 A03**

**01 White**  
**76 Bronze**

LED 220-240V  
1x20W-34°  
WHITE 3000K  
2000lm Cri 90



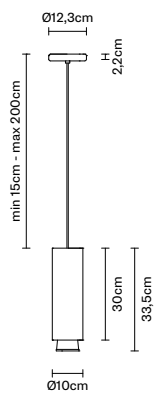
Energy label  
A++ (01)

**IP40**

**LED** Net weight  
1,45 kg

INCLUDED:  
- LED / LED

Dimmerabile TRIAC / Dimmable TRIAC



**F43 A05**

**01 White**  
**76 Bronze**

LED 220-240V  
1x20W-34°  
WHITE 3000K  
2000lm Cri 90



Energy label  
A++ (01)

**IP40**

**LED** Net weight  
1,82 kg

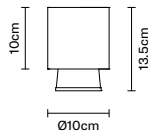
INCLUDED:  
- LED / LED

Dimmerabile TRIAC / Dimmable TRIAC




**CLAQUE**  
Marc Sadler

**code**      **electrification**      **technical info**      **accessories**



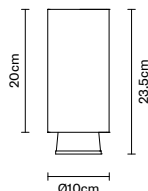
**F43 E01**  
01 White  
76 Bronze

LED 220-240V  
1x20W-34°  
WHITE 3000K  
2000lm Cri 90  



Energy label  
A++ (01)  
**IP40**  
Net weight  
0,84 kg

INCLUDED:  
- LED / LED

Dimmerabile TRIAC / Dimmable TRIAC



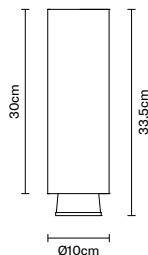
**F43 E03**  
01 White  
76 Bronze

LED 220-240V  
1x20W-34°  
WHITE 3000K  
2000lm Cri 90  



Energy label  
A++ (01)  
**IP40**  
Net weight  
1,25 kg

INCLUDED:  
- LED / LED

Dimmerabile TRIAC / Dimmable TRIAC



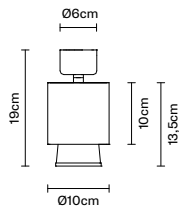
**F43 E05**  
01 White  
76 Bronze

LED 220-240V  
1x20W-34°  
WHITE 3000K  
2000lm Cri 90  



Energy label  
A++ (01)  
**IP40**  
Net weight  
1,61 kg


INCLUDED:  
- LED / LED

Dimmerabile TRIAC / Dimmable TRIAC



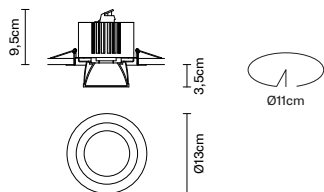
**F43 E07**  
01 White  
76 Bronze

LED 220-240V  
1x20W-34°  
WHITE 3000K  
2000lm Cri 90  



Energy label  
A++ (01)  
**IP40**   
Net weight  
0,93 kg

INCLUDED:  
- LED / LED

Dimmerabile TRIAC / Dimmable TRIAC



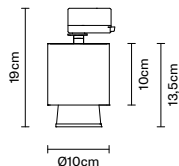
**F43 F01**  
01 White  
76 Bronze

LED 220-240V  
1x20W-34°  
WHITE 3000K  
2000lm Cri 90  



Energy label  
A++ (01)  
**IP40**  
Net weight  
0,50 kg

INCLUDED:  
- LED / LED

Dimmerabile TRIAC / Dimmable TRIAC



**F43 J01**  
01 White  
76 Bronze

LED 220-240V  
1x20W-34°  
WHITE 3000K  
2000lm Cri 90  


Energy label  
A++ (01)  
**IP40**  
Net weight  
0,84 kg

INCLUDED:  
- LED / LED  
NOT INCLUDED:  
- Binario / Track

Dimmerabile TRIAC / Dimmable TRIAC



# OLYMPIC

—

Lorenzo Truant



Olympic è una collezione di sospensioni, lampade da parete e soffitto con diffusore circolare in alluminio verniciato bianco e anodizzato bronzo dove la sorgente luminosa a LED è collocata sulla circonferenza esterna. L'emissione della luce è pertanto sia diretta che indiretta. Tutte le lampade sono disponibili in diversi diametri. Le sospensioni hanno anche la possibilità di poterle intersecare tra loro, creando forme e composizioni originali, grazie anche alla facilità di regolazione delle lunghezze dei cavi.

Olympic es una colección de lámparas colgantes, apliques y plafones con difusor circular de aluminio pintado blanco y anodizado bronce, con una fuente luminosa de LED en la circunferencia externa. Por consiguiente, la emisión de la luz es directa e indirecta. Todas las lámparas están disponibles en varios diámetros. Asimismo, las lámparas colgantes permiten intersecarlas entre sí, para crear formas y composiciones originales, mediante también la facilidad de ajuste de las longitudes de los cables.

Olympic ist eine Kollektion mit Hänge-, Wand- und Deckenlampen mit ringförmigen Diffusoren aus weiß lackiertem Aluminium und eloxierter Bronze, deren LED-Leuchten am äußeren Rand angebracht sind. Die Beleuchtung ist daher sowohl direkt als auch indirekt. Alle Lampen sind in verschiedenen Durchmessern erhältlich. Bei den Hängelampen besteht auch die Möglichkeit, sie miteinander zu verbinden und somit dank der einfachen Regulierbarkeit ihrer Kabel originelle Formen und Kompositionen zu kreieren.

Olympic is a collection of round, white, coated aluminum pendants and wall and ceiling lights. The LED light source is located on the outer ring, which is available in different diameters for all versions, creating direct and indirect light diffusion. The pendants can also be intertwined, creating original shapes and compositions, thanks in part to the easy cable length adjustment system.

Olympic est une collection de suspensions, d'appliques et de plafonniers munie d'un diffuseur rond en aluminium blanc et bronze anodisé dont la source de lumière à LED se trouve au niveau de la circonférence externe. L'émission de lumière est par conséquent directe et indirecte. Toutes les lampes sont disponibles dans plusieurs diamètres. Les suspensions peuvent par ailleurs s'enchevêtrer entre elles pour créer des formes et des compositions originales, grâce également à la simplicité de réglage de la longueur des câbles.

Олимпик – это коллекция подвесок, настенных и потолочных светильников с кругообразным рассеивателем света из белого и анодированного бронзового алюминия со светодиодным световым источником, расположенном на внешней окружности. Рассеивание света прямое и косвенное. Светильники имеются в наличии в различных диаметрах. Особенность этих ламп – это возможность пересекать их между собой, создавая оригинальные формы и композиции, благодаря возможности регулировать длину кабеля.

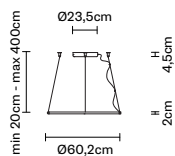






**OLYMPIC**  
Lorenzo Truant

**code**      **electrification**      **technical info**      **accessories**

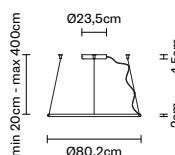


**NEW!** **F45 A07**  
01 White  
76 Bronze

LED 220-240V  
1x45W-120°  
WHITE 3000K  
4500lm Cri 94

Energy label  
A++ (01)  
**IP40**  
Net weight  
2,00 kg

**INCLUDED:**  
- LED / LED  
- Alimentatore elettronico dimmerabile /  
Dimmable electronic driver

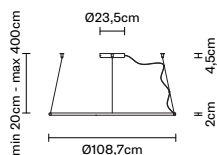


**NEW!** **F45 A01**  
01 White  
76 Bronze

LED 220-240V  
1x56W-120°  
WHITE 3000K  
6000lm Cri 94

Energy label  
A++ (01)  
**IP40**  
Net weight  
2,55 kg

**INCLUDED:**  
- LED / LED  
- Alimentatore elettronico dimmerabile /  
Dimmable electronic driver

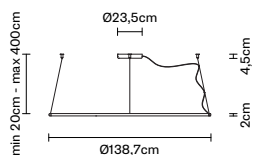


**NEW!** **F45 A03**  
01 White  
76 Bronze

LED 220-240V  
1x76W-120°  
WHITE 3000K  
8250lm Cri 94

Energy label  
A++ (01)  
**IP40**  
Net weight  
3,20 kg

**INCLUDED:**  
- LED / LED  
- Alimentatore elettronico dimmerabile /  
Dimmable electronic driver

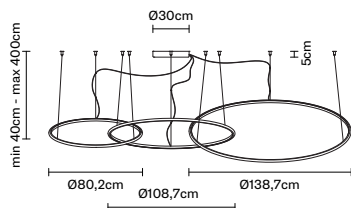


**NEW!** **F45 A05**  
01 White  
76 Bronze

LED 220-240V  
1x98W-120°  
WHITE 3000K  
10600lm Cri 94

Energy label  
A++ (01)  
**IP40**  
Net weight  
3,84 kg

**INCLUDED:**  
- LED / LED  
- Alimentatore elettronico dimmerabile /  
Dimmable electronic driver



**NEW!** **F45 A11**  
01 White  
76 Bronze

LED 220-240V  
1x56W-120°  
1x76W-120°  
1x98W-120°  
WHITE 3000K  
24850lm Cri 94

Energy label  
A++ (01)  
**IP40**  
Net weight  
8,27 kg

**INCLUDED:**  
- LED / LED  
- Alimentatore elettronico dimmerabile /  
Dimmable electronic driver

Composizione con le tre sospensioni / Combination of three pendants





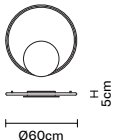
**OLYMPIC**  
Lorenzo Truant

**code**

**electrification**

**technical info**

**accessories**



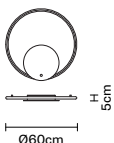
**F45 G01**  
01 White  
76 Bronze

LED 220-240V  
1x45W-120°  
WHITE 3000K  
4500lm Cri 94

Energy label  
A++ (01)  
**IP40**  
Net weight  
2,00 kg

INCLUDED:  
- LED / LED  
- Alimentatore elettronico dimmerabile /  
Dimmable electronic driver

Possibilità di personalizzare il disco frontale con simboli grafici o loghi / *The front disc can be customized with graphic symbols or logos*

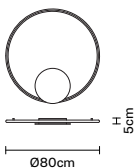


**F45 G51**  
01 White  
76 Bronze

LED 220-240V  
1x45W-120°  
WHITE 3000K  
4500lm Cri 94

Energy label  
A++ (01)  
**IP40**  
Net weight  
2,00 kg

INCLUDED:  
- LED / LED  
- Alimentatore elettronico / Electronic driver  
- Kit emergenza / Emergency kit



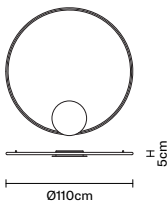
**F45 G03**  
01 White  
76 Bronze

LED 220-240V  
1x56W-120°  
WHITE 3000K  
6000lm Cri 94

Energy label  
A++ (01)  
**IP40**  
Net weight  
2,55 kg

INCLUDED:  
- LED / LED  
- Alimentatore elettronico dimmerabile /  
Dimmable electronic driver

Possibilità di personalizzare il disco frontale con simboli grafici o loghi / *The front disc can be customized with graphic symbols or logos*



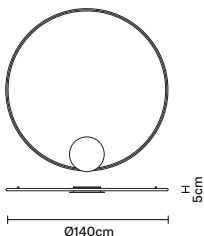
**F45 G05**  
01 White  
76 Bronze

LED 220-240V  
1x76W-120°  
WHITE 3000K  
8250lm Cri 94

Energy label  
A++ (01)  
**IP40**  
Net weight  
3,20 kg

INCLUDED:  
- LED / LED  
- Alimentatore elettronico dimmerabile /  
Dimmable electronic driver

Possibilità di personalizzare il disco frontale con simboli grafici o loghi / *The front disc can be customized with graphic symbols or logos*



**F45 G07**  
01 White  
76 Bronze

LED 220-240V  
1x98W-120°  
WHITE 3000K  
10600lm Cri 94

Energy label  
A++ (01)  
**IP40**  
Net weight  
3,84 kg

INCLUDED:  
- LED / LED  
- Alimentatore elettronico dimmerabile /  
Dimmable electronic driver

Possibilità di personalizzare il disco frontale con simboli grafici o loghi / *The front disc can be customized with graphic symbols or logos*

Listino Prezzi  
/ Price List

Collezione / Collection	Codice / Code	Descrizione / Description	Prezzo € (IVA escl.) / Price € (VAT n. i.)	Prezzo € (IVA 22%)* / Price € (VAT 22%)*
Metro	F49 G01 35	nastro metallico 6m / 6m metal tape	545,00 €	664,90 €
	F49 G03 35	nastro metallico 12m / 12m metal tape	760,00 €	927,20 €
	F49 M01 35	rosone con alimentatore 240W / canopy with driver 240W	288,00 €	351,36 €
	F49 M02 35	rosone con alimentatore 150W / canopy with driver 150W	258,00 €	314,76 €
	F49 Z01	staffa per curvatura / support bracket for curving	75,00 €	91,50 €
	F49 Z02	driver 150W / driver 150W	90,00 €	109,80 €
	F49 Z03	driver 240W / driver 240W	120,00 €	146,40 €
	F49 Z05	staffa per ancoraggio / support bracket for anchoring	48,00 €	58,56 €
	F49 Z07 35	2 attacchi a parete / 2 wall attachments	224,00 €	273,28 €
Trave	F48 A01 01 / 30 / 48	55x55 cm bianco, grigio, grigio scuro / white, grey, dark grey	772,00 €	941,84 €
	F48 A03 01 / 30 / 48	105x55 cm bianco, grigio, grigio scuro / white, grey, dark grey	919,00 €	1.121,18 €
	F48 A05 01 / 30 / 48	155x55 cm bianco, grigio, grigio scuro / white, grey, dark grey	1.116,00 €	1.361,52 €
	F48 A07 01 / 30 / 48	205x55cm bianco, grigio, grigio scuro / white, grey, dark grey	1.245,00 €	1.518,90 €
	F48 A09 01 / 30 / 48	105x105cm bianco, grigio, grigio scuro / white, grey, dark grey	1.093,00 €	1.333,46 €
	F48 A11 01 / 30 / 48	155x105cm bianco, grigio, grigio scuro / white, grey, dark grey	1.263,00 €	1.540,86 €
	F48 A13 01 / 30 / 48	205x105cm bianco, grigio, grigio scuro / white, grey, dark grey	1.388,00 €	1.693,36 €
	F48 A15 01 / 30 / 48	155x155cm bianco, grigio, grigio scuro / white, grey, dark grey	1.434,00 €	1.749,48 €
Freeline	F44 A01 02	100cm nero / black	363,00 €	442,86 €
	F44 A01 76	100cm bronzo / bronze	363,00 €	442,86 €
	F44 A03 02	200cm nero / black	420,00 €	512,40 €
	F44 A03 76	200cm bronzo / bronze	420,00 €	512,40 €
	F44 A05 02	300cm nero / black	478,00 €	583,16 €
	F44 A05 76	300cm bronzo / bronze	478,00 €	583,16 €
	F44 E01 02	278x117cm nero / black	800,00 €	976,00 €
	F44 E01 76	278x117cm bronzo / bronze	800,00 €	976,00 €
Pivot	F39 A01 01 / 21 / 75	bianco, antracite, grigio chiaro / white, anthracite, light grey	473,00 €	577,06 €
	F39 A01 76	bronzo / bronze	539,00 €	657,58 €
	F39 C01 01 / 21 / 75	bianco, antracite, grigio chiaro / white, anthracite, light grey	662,00 €	807,64 €
	F39 C01 76	bronzo / bronze	722,00 €	880,84 €
	F39 G01 01 / 21 / 75	57cm bianco, antracite, grigio chiaro / white, anthracite, light grey	215,00 €	262,30 €
	F39 G01 76	57cm bronzo / bronze	245,00 €	298,90 €
	F39 G03 01 / 21 / 75	108cm bianco, antracite, grigio chiaro / white, anthracite, light grey	271,00 €	330,62 €
	F39 G03 76	108cm bronzo / bronze	309,00 €	376,98 €
	F39 G05 01 / 21 / 75	159cm bianco, antracite, grigio chiaro / white, anthracite, light grey	326,00 €	397,72 €
	F39 G05 76	159cm bronzo / bronze	372,00 €	453,84 €
	F39 Z01 27	anodizzato / anodized	25,00 €	30,50 €
	F39 Z01 76	bronzo / bronze	29,00 €	35,38 €
	F39 Z03 27	anodizzato / anodized	40,00 €	48,80 €
F39 Z03 76	bronzo / bronze	46,00 €	56,12 €	

\* IVA applicata in Italia / \* VAT applied in Italy



Listino Prezzi  
/ Price List

Collezione / Collection	Codice / Code	Descrizione / Description	Prezzo € (IVA escl.) / Price € (VAT n. i.)	Prezzo € (IVA 22%)* / Price € (VAT 22%)*	
Claque	F43 A01 01	piccolo, bianco / <i>small, white</i>	233,00 €	284,26 €	
	F43 A01 76	piccolo, bronzo / <i>small, bronze</i>	266,00 €	324,52 €	
	F43 A03 01	medio, bianco / <i>medium, white</i>	265,00 €	323,30 €	
	F43 A03 76	medio, bronzo / <i>medium, bronze</i>	302,00 €	368,44 €	
	F43 A05 01	grande, bianco / <i>big, white</i>	295,00 €	359,90 €	
	F43 A05 76	grande, bronzo / <i>big, bronze</i>	336,00 €	409,92 €	
	F43 E01 01	piccolo, bianco / <i>small, white</i>	216,00 €	263,52 €	
	F43 E01 76	piccolo, bronzo / <i>small, bronze</i>	246,00 €	300,12 €	
	F43 E03 01	medio, bianco / <i>medium, white</i>	248,00 €	302,56 €	
	F43 E03 76	medio, bronzo / <i>medium, bronze</i>	283,00 €	345,26 €	
	F43 E05 01	grande, bianco / <i>big, white</i>	278,00 €	339,16 €	
	F43 E05 76	grande, bronzo / <i>big, bronze</i>	317,00 €	386,74 €	
	F43 E07 01	orientabile, bianco / <i>adjustable, white</i>	236,00 €	287,92 €	
	F43 E07 76	orientabile, bronzo / <i>adjustable, bronze</i>	269,00 €	328,18 €	
	F43 F01 01	bianco / <i>white</i>	190,00 €	231,80 €	
	F43 F01 76	bronzo / <i>bronze</i>	217,00 €	264,74 €	
	F43 J01 01	bianco / <i>white</i>	236,00 €	287,92 €	
	F43 J01 76	bronzo / <i>bronze</i>	269,00 €	328,18 €	
	Olympic	F45 A01 01	ø80cm bianco / <i>white</i>	640,00 €	780,80 €
		F45 A01 76	ø80cm bronzo / <i>bronze</i>	730,00 €	890,60 €
F45 A03 01		ø110cm bianco / <i>white</i>	780,00 €	951,60 €	
F45 A03 76		ø110cm bronzo / <i>bronze</i>	889,00 €	1.084,58 €	
F45 A05 01		ø140cm bianco / <i>white</i>	870,00 €	1.061,40 €	
F45 A05 76		ø140cm bronzo / <i>bronze</i>	992,00 €	1.210,24 €	
F45 A07 01		ø60cm bianco / <i>white</i>	590,00 €	719,80 €	
F45 A07 76		ø60cm bronzo / <i>bronze</i>	673,00 €	821,06 €	
F45 A11 01		bianco, 3 sospensioni / <i>white, 3 pendant lamps</i>	2.140,00 €	2.610,80 €	
F45 A11 76		bronzo, 3 sospensioni / <i>bronze, 3 pendant lamps</i>	2.440,00 €	2.976,80 €	
F45 G01 01		ø60cm bianco / <i>white</i>	590,00 €	719,80 €	
F45 G01 76		ø60cm bronzo / <i>bronze</i>	684,00 €	834,48 €	
F45 G03 01		ø80cm bianco / <i>white</i>	640,00 €	780,80 €	
F45 G03 76		ø80cm bronzo / <i>bronze</i>	742,00 €	905,24 €	
F45 G05 01		ø110cm bianco / <i>white</i>	780,00 €	951,60 €	
F45 G05 76		ø110cm bronzo / <i>bronze</i>	905,00 €	1.104,10 €	
F45 G07 01		ø140cm bianco / <i>white</i>	870,00 €	1.061,40 €	
F45 G07 76		ø140cm bronzo / <i>bronze</i>	1.009,00 €	1.230,98 €	
F45 G51 01		ø60cm kit emergenza bianco / <i>white emergency kit</i>	740,00 €	902,80 €	
F45 G51 76		ø60cm kit emergenza bronzo / <i>bronze emergency kit</i>	858,00 €	1.046,76 €	

\* IVA applicata in Italia / \* VAT applied in Italy





**Photography**

Bruger Studio

**Press and print**

Tipografia Asolana

All texts are set in Supria designed  
by Hannes Von Döhren in 2011

Printed on Magno Volume paper

This catalogue cannot be copied,  
scanned or reproduced by any means.  
All rights reserved. Pictures,  
descriptions, quoting, dimensions and  
technical datas have to be considered  
as purely indicative.

While maintaining the basic  
characteristic of the product, the  
manufacturer reserves the right to  
make modifications at any time with  
the sole aim of improvement.



